


# The Beginner's Guide to the Rich World of Oil Colours

Oil colours are a versatile and beautiful medium that can be used to create a wide range of artistic effects. They are made from pigments suspended in oil, and they can be applied to a variety of surfaces, including canvas, wood, and paper. Oil colours are known for their rich, vibrant colours and their ability to blend and mix smoothly.

## Types of Oil Colours

There are two main types of oil colours: natural and synthetic. Natural oil colours are made from pigments that are derived from natural sources, such as minerals, plants, and animals. Synthetic oil colours are made from pigments that are created in a laboratory. Both natural and synthetic oil colours have their own unique properties and advantages.



## The Beginner's Guide to the Rich World of Oil Colours

by Zanna Goldhawk

★★★★★ 5 out of 5

Language : English

File size : 3172 KB

Text-to-Speech : Enabled

Screen Reader : Supported

Enhanced typesetting : Enabled

Print length : 75 pages

Lending : Enabled

FREE

DOWNLOAD E-BOOK



Natural oil colours are known for their rich, earthy tones. They are also more transparent than synthetic oil colours, which makes them ideal for creating glazes and other transparent effects. However, natural oil colours can be more expensive than synthetic oil colours, and they can also be more difficult to find.

Synthetic oil colours are known for their bright, vivid colours. They are also more opaque than natural oil colours, which makes them ideal for creating bold, opaque effects. Synthetic oil colours are also less expensive than natural oil colours, and they are more widely available.

## **How to Use Oil Colours**

Oil colours can be used to create a wide range of artistic effects. They can be applied thinly to create washes and glazes, or they can be applied thickly to create impasto effects. Oil colours can also be blended and mixed to create a variety of colours and textures.

To use oil colours, you will need a few basic supplies, including:

- Oil colours
- Brushes
- Canvas or other painting surface
- Palette
- Medium (optional)

Once you have your supplies, you can begin painting. To apply oil colours, simply dip your brush into the paint and then apply it to your painting surface. You can use a variety of brushstrokes to create different effects.

For example, you can use a light touch to create washes and glazes, or you can use a heavy touch to create impasto effects.

Oil colours can be blended and mixed to create a variety of colours and textures. To blend oil colours, simply mix them together on your palette. To create a smooth blend, use a soft brush and blend the colours gently. To create a more textured blend, use a stiff brush and blend the colours more forcefully.

## **How to Create Beautiful Artwork with Oil Colours**

Oil colours can be used to create a wide range of beautiful artwork. Here are a few tips for creating beautiful artwork with oil colours:


- Use a variety of brushstrokes to create different effects.
- Blend and mix oil colours to create a variety of colours and textures.
- Experiment with different techniques to create unique and interesting effects.
- Be patient and don't be afraid to make mistakes.

With practice, you can learn to create beautiful artwork with oil colours. So what are you waiting for? Get started today!

Oil colours are a versatile and beautiful medium that can be used to create a wide range of artistic effects. They are perfect for beginners and experienced artists alike. If you are interested in learning more about oil colours, be sure to check out the resources below.

- [What Is Oil Painting?](#)

- Oil Painting for Beginners
- How to Oil Paint

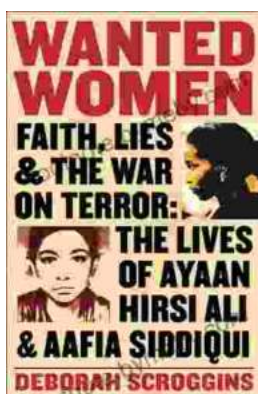


## The Beginner's Guide to the Rich World of Oil Colours

by Zanna Goldhawk

★★★★★ 5 out of 5

Language : English  
File size : 3172 KB  
Text-to-Speech : Enabled  
Screen Reader : Supported  
Enhanced typesetting : Enabled  
Print length : 75 pages  
Lending : Enabled



## Faith Lies and the War on Terror: Exposing the Truth Behind the World's Conflicts

In the aftermath of the 9/11 attacks, the world was thrust into a new era of conflict—the War on Terror. This global campaign, ostensibly waged against...



## Mad About the Trump Era: Mad Magazine 2024

The Trump presidency has been a wild ride, and Mad Magazine has been there to document it all with its signature blend of satire and humor. Mad...