

Unleash the Potential of Your K31 Schmidt Rubin: In-Depth Gunsmithing Tips for Customization



The K31 Schmidt Rubin Performance Tuning Manual: Gunsmithing tips for modifying your K31 Schmidt

Rubin rifles. by David Watson

★★★★☆ 4.5 out of 5


Language : English
File size : 3356 KB
Text-to-Speech : Enabled
Screen Reader : Supported
Enhanced typesetting : Enabled
Word Wise : Enabled
Print length : 152 pages
Lending : Enabled

FREE [DOWNLOAD E-BOOK](#) 

The K31 Schmidt-Rubin rifle, a testament to Swiss engineering prowess, has captivated firearms enthusiasts worldwide. Its timeless design and exceptional accuracy make it an ideal platform for customization and performance enhancements.

Trigger Modifications for Enhanced Precision

The original K31 trigger is known for its long and heavy pull. Gunsmithing techniques can significantly improve the trigger, resulting in a crisp and precise break. By reducing take-up and overtravel, you can enhance accuracy and controllability.



Step-by-Step Trigger Modification Guide:

1. Remove the trigger assembly from the rifle.
2. Disassemble the trigger and inspect its components.
3. Identify the trigger and sear engagement surfaces.

4. Use a fine diamond file or whetstone to polish the engagement surfaces.
5. Reduce trigger pull weight by adjusting the sear spring tension.
6. Reassemble the trigger and test its performance.

Barrel Upgrades for Increased Accuracy and Range

Upgrading the barrel of your K31 can dramatically improve its accuracy and effective range. Consider replacing the original barrel with a high-quality aftermarket option, such as a match-grade or extended barrel.



Factors to Consider When Selecting a New Barrel:

- **Barrel Length:** Longer barrels generally provide greater accuracy and range.

- **Barrel Profile:** Heavier barrels reduce recoil and improve heat dissipation.
- **Twist Rate:** Optimal twist rates depend on the type of ammunition used.
- **Chambering:** Ensure the new barrel is chambered for the same ammunition as your rifle.

Stock Modifications for Improved Ergonomics and Stability

The stock of the K31 can be customized to match your shooting style and preferences. Consider replacing the original stock with an aftermarket option that offers adjustable features, such as length of pull, cheek rest height, and grip angle.



Ergonomic Considerations for Stock Customization:

- **Length of Pull:** Adjust the distance between the trigger and the stock to ensure a comfortable and stable shooting position.
- **Cheek Rest Height:** Proper cheek weld is crucial for accurate shooting. Adjust the cheek rest to align your eye with the rifle's sights.
- **Grip Angle:** A natural grip angle reduces fatigue and improves control.

Optical Enhancements for Extended Range and Target Acquisition

Upgrading the optical system on your K31 will significantly enhance your shooting experience. Consider mounting a high-quality scope or red dot

sight. Scope options include variable magnification, parallax adjustment, and advanced reticles for precise target identification.



Key Factors in Choosing an Optical System:

- **Magnification:** Higher magnification provides clearer target visibility for long-range shooting.
- **Field of View:** Wider field of view aids in target acquisition and situational awareness.
- **Reticle Design:** Choose a reticle that complements your shooting style and the intended use of the rifle.

Safety Precautions and Legal Considerations

Remember, gunsmithing involves potential risks and legal considerations. Always prioritize safety by wearing appropriate gear and handling firearms responsibly. It is essential to consult a qualified gunsmith for major modifications or if you are not confident in your abilities.

In some jurisdictions, modifications to firearms may be subject to legal restrictions. Ensure you are familiar with the laws in your area before undertaking any gunsmithing projects.

Customizing your K31 Schmidt-Rubin rifle is a rewarding endeavor that can elevate its performance to new heights. The gunsmithing tips presented in this guide provide a comprehensive roadmap for enhancing accuracy, range, ergonomics, and visual aesthetics. Whether you are a seasoned shooter or a novice gunsmith, embracing the world of K31 modifications will empower you to unlock the full potential of this iconic firearm.



The K31 Schmidt Rubin Performance Tuning Manual: Gunsmithing tips for modifying your K31 Schmidt

Rubin rifles. by David Watson


★★★★☆ 4.5 out of 5

Language	: English
File size	: 3356 KB
Text-to-Speech	: Enabled
Screen Reader	: Supported
Enhanced typesetting	: Enabled
Word Wise	: Enabled
Print length	: 152 pages
Lending	: Enabled

FREE


DOWNLOAD E-BOOK





Faith Lies and the War on Terror: Exposing the Truth Behind the World's Conflicts

In the aftermath of the 9/11 attacks, the world was thrust into a new era of conflict—the War on Terror. This global campaign, ostensibly waged against...



Mad About the Trump Era: Mad Magazine 2024

The Trump presidency has been a wild ride, and Mad Magazine has been there to document it all with its signature blend of satire and humor. Mad...